



## HOW TO UPHOLSTER AND CARE FOR CRYPTON SUPER FABRICS



# Thank you for purchasing Crypton!

Now you can cover your world in Crypton Fabric, the easy-to-clean performance fabric with unparalleled stain and odor protection plus a patented impenetrable moisture barrier that won't wear away.

Spend time making memories, not cleaning up after them.

**Live better with Crypton.**



## Sewing with Crypton Super Fabrics\*

Sewing with Crypton is not difficult, but it does require the right equipment. We have established the following recommendations for sewing with Crypton:

» Thread: 100% nylon thread

Tension/strength:  
35-lb. breaking strength  
(top of cushion)

23-lb. breaking strength  
(bottom of cushion)

» Needle size: 22 (NM: 140)

» Needle type: Ballpoint needle

» Stitches per inch (spi): 8

### CRYPTON OUTDOOR SEWING TIPS

» Thread: Sunguard Anti-Wick 92

» Stitches per inch (spi): 6.5;  
top stitch at 7.5

NOTE: When upholstering tight cushions (kitchen/dining chairs, office chairs, slip covers, tightly upholstered pieces, etc.), sew or staple as you would with any other fabric.

\*Crypton Home Fabric, which has all the stain and odor-resistant benefits of Crypton, does not require specific equipment. It can be treated in the same manner as any other upholstery fabric.



## Upholstering with Crypton

Crypton has established the following recommendations for soft-fill upholstery applications. The fabric **MUST** be sewn and vented in the same manner as any upholstered leather.

### PREFERRED VENTING

The preferred method of venting the cushions is much the same as an upholstery professional would manage leather and/or some vinyls. For the bottom cushion, we recommend applying a strip of heavier-gauge muslin with an open weave “breather strip” (Fig.1), measuring approximately 6"-8" wide across the width of the bottom of the cushion (or on the back face of the bottom cushion). It can be used on either the front or back of the bottom face of the cushion – we recommend holding it back 1"-2" from the edge to avoid visibility (back is usually preferred).

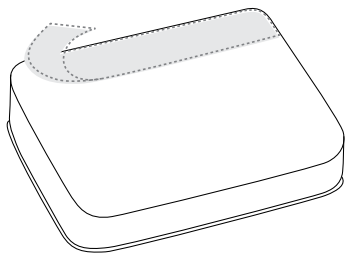
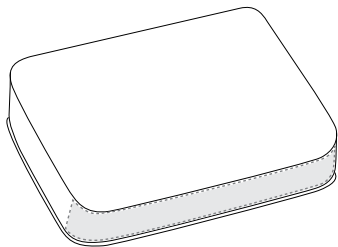


FIG. 1: Air exhausts rapidly and refills expeditiously with this venting method on a traditional box cushion.

NOTE: If sewing with Crypton Outdoor, use an open weave PVC instead of muslin.



The same venting recommendation applies to a non-boxed cushion, where the top piece of fabric is stitched directly to the bottom piece of fabric with no boxing. The back cushions should also employ a heavier-gauge muslin breather strip on the unseen edge of the boxing or gusseted portion of the cushion. Apply approximately 3.5"-4" breather strips across the width of the boxed portion of the cushion (often referred to as the gusset).



### ACCEPTABLE VENTING

If you want the option of a reversible cushion, though with Crypton it is not necessary to rotate cushions, we recommend applying the breather strip approximately 3.5"-4" across the width of the bottom of the boxed portion on the back side of the cushion (Fig.2), also referred to as the bottom gusset. This method will also alleviate the issue of puckering and refill on a softer fill application with Crypton.

FIG. 2: Sew a heavy-gauge muslin breather strip along the back of the cushion where the zipper is located.

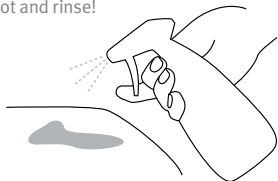
NOTE: Please note that grommets and blowholes do not refill the loft as quickly as desired. Please discourage your upholstery professional from using this method for venting.



## Cleaning + Care Instructions

While Crypton is super-easy to clean, it is not self-cleaning. Most spills and stains can easily be cleaned by simply wiping up the spill with a clean cloth. For detailed cleaning instructions, check out our website at [cryptonfabric.com/howtoclean](https://cryptonfabric.com/howtoclean).

FIG. 3: For a cleaner, greener, healthier way to live, eliminate stains with Crypton Cleaners, also available for purchase at [cryptonathome.com](https://cryptonathome.com). Simply spray, brush, blot and rinse!



### HOW TO CLEAN CRYPTON WITH SOAP AND WATER

1. Remove excess residue by blotting or gently lifting with a spatula or spoon.
2. Prepare a mild soap-and-water mixture (1 tsp. enzyme detergent, such as Tide® or Cheer®, with 2 c. warm water).
3. Apply the solution to the stain, gently agitate with a soft bristle brush and wait 1-2 minutes to allow the detergent to break down the stain.
4. Gently blot the stain with a clean cloth.
5. Thoroughly rinse with water (remember, Crypton has a permanent moisture barrier, so rinse liberally) as any remaining soap will attract dirt.



## The easiest way to clean Crypton is with Crypton Upholstery Cleaners.

Specially developed by Crypton for some of the world's harshest environments, such as health care and hospitality facilities, Crypton Cleaners are the only dedicated, one-step upholstery cleaners on the market. Crypton's line of pH-balanced cleaners make short work out of the most difficult stains and work wonders on Crypton or any water-cleanable fabric.

Crypton promises to make your life easier, cleaner, and even greener. We design and manufacture environmentally-responsible performance fabrics and cleaners that ensure fabrics look and perform beautifully. Crypton Upholstery Cleaners carry the U.S. EPA DfE logo.

### FOLLOW THESE SIMPLE STEPS TO ELIMINATE STAINS WITH CRYPTON UPHOLSTERY CLEANERS

1. Remove excess residue by blotting or gently lifting with a spatula or spoon.
2. Choose the appropriate stain remover (see below).
3. Apply the cleaning mixture to the stain, lightly brush and then gently blot the stain with a clean cloth. Repeat if necessary. Rinse thoroughly.

**CRYPTON CARE PURPLE:** Cosmetics, Crayon, Grease, Ink, Iodine, Lipstick, Red Drinks, Shoe Polish, Sun Block, Vegetable Oil.

**CRYPTON CARE GOLD:** Beer, Blood, Butter, Chocolate, Coffee, Cola, Grass, Jelly, Juices, Ketchup, Milk, Mustard, Paint (Latex), Tea, Vegetable Oil, Vomit, Wine.

### CRYPTON CARE EPA-APPROVED DISINFECTANT & DEODORIZER:

A hospital-grade quaternary disinfectant that sanitizes Crypton and any hard surfaces, killing 99.9% of germs, bacteria and fungus.

For more information or to order a free sample, visit [cryptonfabric.com](http://cryptonfabric.com).



## The Good Green Word

Crypton gives you more than just beautiful, worry-free products; it gives back to the environment, too. From our investment in renewable energy and carbon offsets, to our environmentally preferable chemistry, recycling efforts, and leapfrog technologies that consume less water, energy and packaging, Crypton gives you more ways to live green – and Live Clean®.

### QUESTIONS?

Do not hesitate to contact us now or in the future with any questions or comments on the application of Crypton Super Fabrics. If you encounter an atypical use or one that is not clearly defined in this pamphlet, please contact us for recommendations.

Visit [cryptonathome.com](http://cryptonathome.com) or call **800.279.7866** for more information.